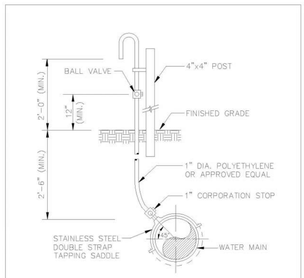

SAMPLE POINT (MAIN)

ALL D.I.P. TO BE PAINTED BLUE ON TOP HALF OF PIPE.

ENGINEERING STANDARDS 2022

REVISIONS BY	DATE	ENGINEERING DIVISION CITY OF POMPANO BEACH	SAMPLE POINT (MAIN)
S.S.	04-2005		
		SCALE: N.T.S.	DATE: MAY 2022 DWG. NO. 100-1

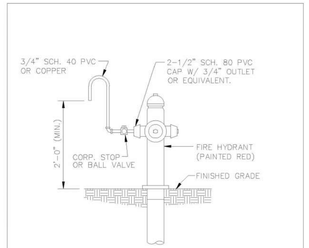

SAMPLE POINT (HYDRANT)

ALL POMPANO BEACH HYDRANTS SHALL BE PAINTED RED.

ALL D.I.P. TO BE PAINTED BLUE ON TOP HALF OF PIPE.

ENGINEERING STANDARDS 2022

REVISIONS BY	DATE	ENGINEERING DIVISION CITY OF POMPANO BEACH	SAMPLE POINT (HYDRANT)
S.S.	04-2005		
		SCALE: N.T.S.	DATE: MAY 2022 DWG. NO. 101-1

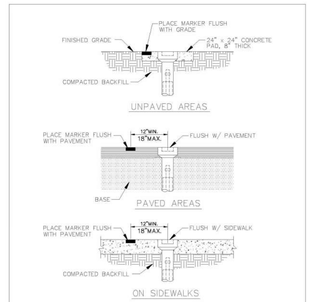

VALVE BOX SETTINGS

ENGINEERING STANDARDS 2022

REVISIONS BY	DATE	ENGINEERING DIVISION CITY OF POMPANO BEACH	VALVE BOX SETTINGS
S.S.	04-2005		
		SCALE: N.T.S.	DATE: MAY 2022 DWG. NO. 102-1

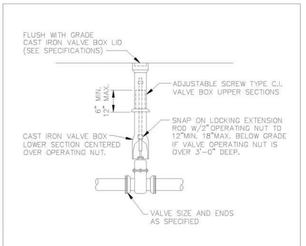

GATE OR PLUG VALVE SETTING

USE MEGALUGS AT ALL PIPE JOINTS

ALL D.I.P. TO BE PAINTED BLUE ON TOP HALF OF PIPE.

ENGINEERING STANDARDS 2022

REVISIONS BY	DATE	ENGINEERING DIVISION CITY OF POMPANO BEACH	GATE OR PLUG VALVE SETTINGS
S.S.	04-2005		
T.W.	11-2007	SCALE: N.T.S.	DATE: MAY 2022 DWG. NO. 103-1

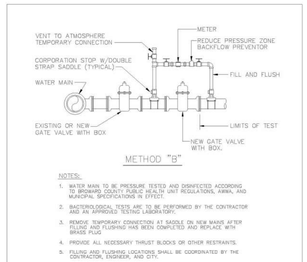

METHOD "B"

NOTES:

1. WATER MAIN TO BE PRESSURE TESTED AND DISINFECTED ACCORDING TO BROWARD COUNTY PUBLIC HEALTH UNIT REGULATIONS, AWWA, AND MUNICIPAL SPECIFICATIONS IN EFFECT.
2. BACTERIOLOGICAL TESTS ARE TO BE PERFORMED BY THE CONTRACTOR AND AN APPROVED TESTING LABORATORY.
3. REMOVE TEMPORARY CONNECTION AT SADDLE ON NEW MAINS AFTER FILLING AND FLUSHING HAS BEEN COMPLETED AND REPLACE WITH BRASS PLUG.
4. PROVIDE ALL NECESSARY THRUST BLOCKS OR OTHER RESTRAINTS.
5. FILLING AND FLUSHING LOCATIONS SHALL BE COORDINATED BY THE CONTRACTOR, ENGINEER, AND CITY.
6. VENT TO ATMOSPHERE SHALL REMAIN OPEN DURING ALL PHASES OF PRESSURE TESTING.
7. AFTER COMPLETION FILL AND FLUSH CONNECTION
8. USE MEGALUGS AT ALL PIPE JOINTS

FILLING AND FLUSHING CONNECTION

ALL D.I.P. TO BE PAINTED BLUE ON TOP HALF OF PIPE.

ENGINEERING STANDARDS 2022

REVISIONS BY	DATE	ENGINEERING DIVISION CITY OF POMPANO BEACH	FILLING / FLUSHING CONNECTION
S.S.	04-2005		
T.W.	11-2007		
S.S.	01-2012	SCALE: N.T.S.	DATE: MAY 2022 DWG. NO. 104-1

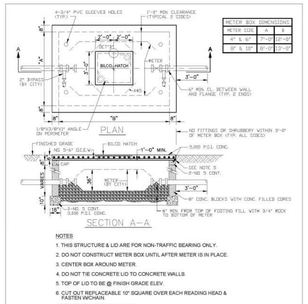

NOTES

1. THIS STRUCTURE & LID ARE FOR NON-TRAFFIC BEARING ONLY.
2. DO NOT CONSTRUCT METER BOX UNTIL AFTER METER IS IN PLACE.
3. CENTER BOX AROUND METER.
4. DO NOT TIE CONCRETE LID TO CONCRETE WALLS.
5. TOP OF LID TO BE @ FINISH GRADE ELEV.
6. CUT OUT REPLACEABLE 10" SQUARE OVER EACH READING HEAD & FASTEN SECURE.
7. FITS NEPTUNE R450 ANTENNA.
8. BILCO HATCH MODEL J-AL OR JD-AL OR EQUAL

LARGE METER BOX

ENGINEERING STANDARDS 2022

REVISIONS BY	DATE	ENGINEERING DIVISION CITY OF POMPANO BEACH	LARGE METER BOX
T.W.	03-2008		
S.S.	01-2012		
S.S.	11-2012	SCALE: N.T.S.	DATE: MAY 2022 DWG. NO. 105-1

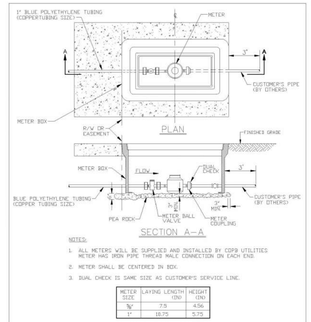

NOTES:

1. ALL METERS WILL BE SUPPLIED AND INSTALLED BY COPB UTILITIES METER HAS IRON PIPE THREAD MALE CONNECTION ON EACH END.
2. METER SHALL BE CENTERED IN BOX.
3. DUAL CHECK IS SAME SIZE AS CUSTOMER'S SERVICE LINE.

METER SIZE	LAYING LENGTH (IN)	HEIGHT (IN)
5/8"	7.5	4.56
1"	10.25	5.25

METER BOX INSTALLATION

ENGINEERING STANDARDS 2022

REVISIONS BY	DATE	ENGINEERING DIVISION CITY OF POMPANO BEACH	METER BOX INSTALLATION FOR 5/8" AND 1" METERS
S.S.	11-2012		
		SCALE: N.T.S.	DATE: JAN. 2022 DWG. NO. 105-2

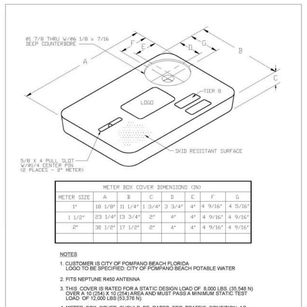

METER BOX COVER DIMENSIONS (IN)							
METER SIZE	A	B	C	D	E	F	G
1"	18 1/8"	11 1/4"	13 3/4"	3 3/4"	4"	4 9/16"	4 5/16"
1 1/2"	23 1/4"	13 3/4"	21"	4"	4"	4 9/16"	4 9/16"
2"	36 1/2"	17 1/2"	27"	4"	4"	4 9/16"	4 9/16"

NOTES

1. CUSTOMER IS CITY OF POMPANO BEACH FLORIDA
   LOGO TO BE SPECIFIED CITY OF POMPANO BEACH POTABLE WATER
2. FITS NEPTUNE R450 ANTENNA
3. THIS COVER IS RATED FOR A STATIC DESIGN LOAD OF 9,000 LBS (35,546 N) COVER OF 1,000 LBS (4,448 N) PER WHEEL AND MUST PASS A MINIMUM STATIC TEST LOAD OF 2,000 LBS (8,896 N).
4. METER BOX COVER SHOULD BE RATED FOR TRAFFIC CONDITION AS DETERMINED BY ENGINEER OF RECORD.

POTABLE WATER METER BOX COVER

ENGINEERING STANDARDS 2022

REVISIONS BY	DATE	ENGINEERING DIVISION CITY OF POMPANO BEACH	TYPICAL METER BOX COVER
S.S.	11-2012		
		SCALE: N.T.S.	DATE: JAN. 2022 DWG. NO. 105-3

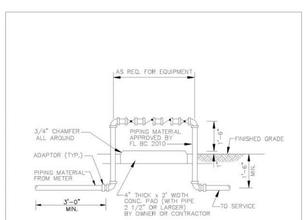

BACKFLOW PREVENTER

USE MEGALUGS AT ALL PIPE JOINTS 3" AND LARGER

PLEASE SEE METER INSTALL DIMENSION LIST ON STANDARD NO. 106-4

SMALL UNITS UNI-STRUT SUPPORT

ENGINEERING STANDARDS 2022

REVISIONS BY	DATE	ENGINEERING DIVISION CITY OF POMPANO BEACH	BACKFLOW PREVENTER
T.W.	04-2008		
S.S.	03-2009		
S.S.	11-2012	SCALE: N.T.S.	DATE: MAY 2022 DWG. NO. 106-1
S.S.	01-2013		

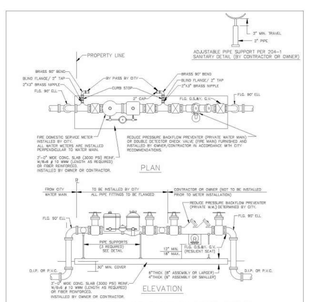

MASTER METER AND BACKFLOW DEVICE DETAILS
FIRE AND DOMESTIC COMBINED SOURCE

NOTES:

1. THE BACKFLOW PREVENTOR FOR THE BY-PASS SHALL BE DCDV OR RPZ.
2. PLEASE NOTE THAT WATER METERS 2" AND LARGER ARE SUBJECT TO AN APPROXIMATE ORDER LEAD TIME OF 60 TO 75 BUSINESS DAYS AFTER FULL PAYMENT. PLEASE CONTACT CUSTOMER SERVICE AT 954-786-4637 TO ARRANGE FOR METER PROCUREMENT AND INSTALLATION.
3. USE MEGALUGS AT ALL PIPE JOINTS
4. PLEASE SEE METER INSTALL DIMENSION LIST ON STANDARD NO. 106-4

ENGINEERING STANDARDS 2022

REVISIONS BY	DATE	ENGINEERING DIVISION CITY OF POMPANO BEACH	MASTER METER AND BACKFLOW DEVICE
S.S.	08-2011		
S.S.	11-2012		
S.S.	12-2013	SCALE: N.T.S.	DATE: MAY 2022 DWG. NO. 106-2
S.S.	11-2016		

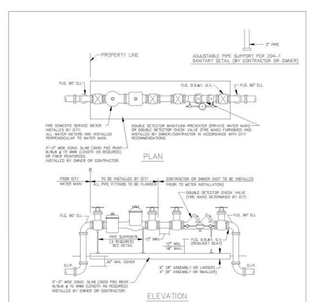

FIRE ONLY METER AND BACKFLOW DEVICE DETAILS

NOTES

1. THE BACKFLOW PREVENTOR FOR THE BY-PASS SHALL BE DCDV OR RPZ.
2. PLEASE NOTE THAT WATER METERS 2" AND LARGER ARE SUBJECT TO AN APPROXIMATE ORDER LEAD TIME OF 60 TO 75 BUSINESS DAYS AFTER FULL PAYMENT. PLEASE CONTACT CUSTOMER SERVICE AT 954-786-4637 TO ARRANGE FOR METER PROCUREMENT AND INSTALLATION.
3. USE MEGALUGS AT ALL PIPE JOINTS
4. PLEASE SEE METER INSTALL DIMENSION LIST ON STANDARD NO. 106-4

ENGINEERING STANDARDS 2022

REVISIONS BY	DATE	ENGINEERING DIVISION CITY OF POMPANO BEACH	FIRE ONLY METER AND BACKFLOW DEVICE
S.S.	05-2011		
S.S.	11-2012		
S.S.	12-2013	SCALE: N.T.S.	DATE: MAY 2022 DWG. NO. 106-3
S.S.	11-2016		

FIRE METERS - OS & Y VALVES, GASKETS & METER

(NEPTUNE MACH 10 Ultrasonic Meter)

SIZE	VALVES (2)	GASKETS (4)	METER w/ Strainer	TOTAL LENGTH
3" w/ 4" X 3" Reducer **	16"	1/2"	30" **	46 1/2"
4"	18"	1/2"	27 1/2"	48"
6"	21"	1/2"	33"	54 1/2"
8"	23"	1/2"	30"	53 1/2"
10"	26"	1/2"	41"	67 1/2"

FIRE &/or Domestic Water SERVICE METERS - TEES, OS & Y VALVES, GASKETS & METERS

(NEPTUNE MACH 10 Ultrasonic Meter)

SIZE	TEES (2)	VALVES (2)	GASKETS (6)	Meter w/ Strainer	TOTAL LENGTH
3" w/ 4" X 3" Reducer **	3" X 3" - 22"	16"	3/4"	30" **	68 3/4"
4"	4" X 3" - 26"	18"	3/4"	27 1/2"	72 1/4"
6"	6" X 4" - 32"	21"	3/4"	33"	86 3/4"
8"	8" X 4" - 36"	23"	3/4"	30"	89 3/4"
10"	10" X 6" - 44"	26"	3/4"	41"	111 3/4"

*All fittings, valves and meters are flanged & all dimensions are from face of flange to face of flange.

NOTE:
PLEASE NOTE THAT WATER METERS 3" AND LARGER ARE SUBJECT TO AN APPROXIMATE ORDER LEAD TIME OF 60 TO 75 BUSINESS DAYS AFTER FULL PAYMENT. PLEASE CONTACT CUSTOMER SERVICE AT 954-786-4637 TO ARRANGE FOR METER PROCUREMENT AND INSTALLATION. LARGE METERS MUST BE AT MINIMUM ORDERED PRIOR TO INITIAL INSPECTIONS.

ENGINEERING STANDARDS 2022

REVISIONS BY	DATE	ENGINEERING DIVISION CITY OF POMPANO BEACH	METER INSTALL DIMENSION LIST
T.W.	03-2008		
S.S.	11-2012		
A.S.	01-2022	SCALE: N.T.S.	DATE: JAN. 2022 DWG. NO. 106-4

AAC

PZ23-12000055

08/19/2025

REVISIONS:

1. 2. 3. 4. 5. 6. 7. 8.

CLIENT:
LLR ARCHITECTS, INC.
9000 SHERIDAN STREET
SUITE 158
PEMRBOKE PINES, FL, 33024

PROJECT:
SW 3RD STREET
POMPANO BEACH FLORIDA

TASK:
CONSTRUCTION DETAILS

GGB Engineering
CIVIL AND FORENSIC ENGINEERS • LAND PLANNERS
•CONSTRUCTION MANAGERS
FLORIDA REGISTRATION No. 38256
2699 Stirling Road, Suite C-202 Fort Lauderdale, Florida 33312
Fax: (954) 986-6655
Phone: (954) 986-9899

DATE: FEB, 2025	SCALE: N.T.S.
DESIGNED BY: B.J.R.	DRAWN BY: A.R.

PROJECT NO. 25-0349

SHEET C-005

STATE OF FLORIDA BRIAN ROSE LICENSE 38256 STATE OF FLORIDA PROFESSIONAL ENGINEER

Brian Rose

This document has been digitally signed and sealed by Brian J. Rose, Jr. on the date adjacent to the seal. Printed copies of this document are not considered signed and sealed and the electronic must be verified on any electronic copies.